










M12Z-17

Woven Mesh

Image not to scale



Raw Materials

Stainless Steel	
Mild Steel	
Brass	
Bronze	
Copper	
Stainless Steel/Bronze	
Stainless Steel/Brass	
Stainless Steel/Copper	

Sheet Sizes




made to order

Raw Material: 4000mm (A) x 1800mm (B)
Decorative Finishes: 2400mm (A) x 1000mm (B)

Technical Details

Opening Limitation: 10.9mm
Overall Thickness: 10mm
Open Area: 61.7%
Weight: 10.3kg/m²

Secondary Finishes

- Powder Coat Finish 
- PVD 
- Decorative Plating 

Measurements and data are approximate and should be confirmed with a physical sample. If you are unsure if you are selecting the correct mesh for your application please contact the technical team for more information.

